

taurus

RCC.TAU.SEMIHORECA(MY-COOK-1800 SH)

Code: 923029000

WEW



Cover 
Exploded View 
Codes 
Specifications 

Taurus Household Appliances
After-Sales Service

Food Processor

My Cook 1.8 Semihoreca






Exploded (1/2)




026062000



026065000



026401000




036081000



039296000




052108000




069210000



069212000




069326000



069327000




069328000




069329000



069330000




069341000



069347000



074208000



082207000



211812000



221102000




222420000




Exploded (2/2)



222421000



222422000



222424000



222425000



231910000



231911000



231912000



231927000



231927000



231932000



231952000




233015000




233016000



233009000



328301000



369215000




374769000



374770000



374779000



476267000



Codes (1/2)

CODE	DESCRIPTION
026062000	MYCOOK BLADES SILICON SEALING RING
026065000	JAG LID SILICON SEALING RING (Version 2)
026401000	HID 3M 4867 TOOTHED BELT
036081000	NTC STAINLESS STEEL SPRING
039296000	FOOD PROCESSOR MAINS CONNECTION
052108000	NTC JAR CONNECTOR
069210000	PCI CONNECTOR PCI INDUCTION CONTROL
069212000	PCI CONNECTOR PCI POWER CONTROL
069326000	HALL PCI TACHOMETER WITH CONNECTOR
069327000	JAR HALL PCI WITH PRESENCE CONNECTOR
069328000	NTC COIL PCI
069329000	INDUCTION PCI
069330000	POWER PCI
069341000	CONTROL PCI SEMI-HORECA
069347000	SWITCH WITH PROTECTIVE COVER
074208000	INDUCTION COIL ASSEMBLY
082207000	UNIVERSAL MOTOR SEMI-HOREA 230V 50Hz
211812000	FRONT BEZEL CONTROLS SEMI-HORECA
221102000	MYCOOK SUPPORT DOWEL BLACK
222420000	MOTOR NTC TACHOMETER SUPPORT
222421000	FERRITE MULTI-POLE MOTOR SHAFT SUPPORT



Codes (2/2)


CODE	DESCRIPTION
222422000	FAN AND CIRCUITS SUPPORT
222424000	HTD 3M TOOTHED WHEEL 60 TEETH
222425000	TOOTHED WHEEL 26 TEETH
231910000	MYCOOK HANDLE CONTROL
231911000	JAR LOWER HANDLE
231912000	JAR UPPER HANDLE
231932000	CHASSIS JAR COUPLER
231927000	JAR BLADES FIXING CLAMP
231926000	JAR BLADES SUPPORT
231952000	BLADES SHAFT DRIVE PINION
233009000	BODY SEMIHORECA PINT. TOYOTA 1G3 TAM.
233015000	TEMPERATURE-SPEED SELECTOR CONTROL
233016000	PUSH-BUTTON KEY SEMI-HORECA
328301000	CHASSIS WITH TOOTHED WHEEL AND BEARING
369215000	JAR TEMPERATURE SENSOR
374769000	COIL WIRE COLLISION WITH EARTH
374770000	FAN MOTOR WITH TURBINE
374779000	BASE SEMI-HORECA
476267000	MOTOR CHASSIS WITH TEMPERATURE SENSOR

taurus


RCC.TAU.SEMIHORECA(MY-COOK-1800 SH)

Code: 923029000

WEW

Cover
Exploded View
Codes
Specifications

Accesorios



062678000



231913000



231914000



231922000



328300000



374755000



428129000









528091000

Codes Accessories

CODE	DESCRIPCIÓN
062678000	RECIPES MYCOOK 1.8 (ESP-ENG-FRA-BY)
231913000	MYCOOK MEASURING CUP
231914000	MYCOOK JAR LID
231922000	MY COOK MIXING BLADE
328300000	FULL SPATULA MYCOOK
374755000	MYCOOK BLADES ASSEMBLY
428129000	MY COOK JAR+BOX+PACKING BAG+TRIM RING
580091000	MYCOOK JAR WITH LID



Problems and Remedies 1/1

ANOMALY	MESSAGE ON DIGITAL SCREEN	REPAIR
The digital screen displays ERR4.		Possible overload of the motor. Remove the food from the jar.
The digital screen displays ERR5.		Possible overload of the motor. Leave the appliance to cool.
The digital screen displays ERR1, 2, 3, 6, 7, 10.		Disconnect / connect the electrical current. If "error" still appears, write down the number and take the appliance to the Authorized Technical Assistance Services.
The digital screen displays ERR8.		Possible overheating of the induction. Disconnect from the mains and remove the jar. Leave to cool.
The digital screen displays ERR9.		Possible overheating of the induction. Disconnect from the mains and remove the jar. Leave to cool. If "error" still appears, write down the number and take the appliance to the Authorized Technical Assistance Service.
The digital screen displays ERR11.		The jar and/or the lid have become detached. Attach the lid and the jar correctly.

ANOMALY	REPAIR
It does not turn on	Check whether it is connected to the mains. Check that the general switch is in an "ON" position. Check that the lid and the jar are well attached.
It does not heat	Check that you have done the following: 1 Selected time. 2 Selected temperature. 3 Selected speed.
It heats too much	Check that you have selected the correct temperature. Check that the temperature sensor is clean and that it makes good contact with the jar.



Technical Specifications

Mode	MY COOK 1.8 SH
Typ	MY-COOK-1800SH
Voltage	220-230V 50Hz
Power	1800W

Wiring Diagram

